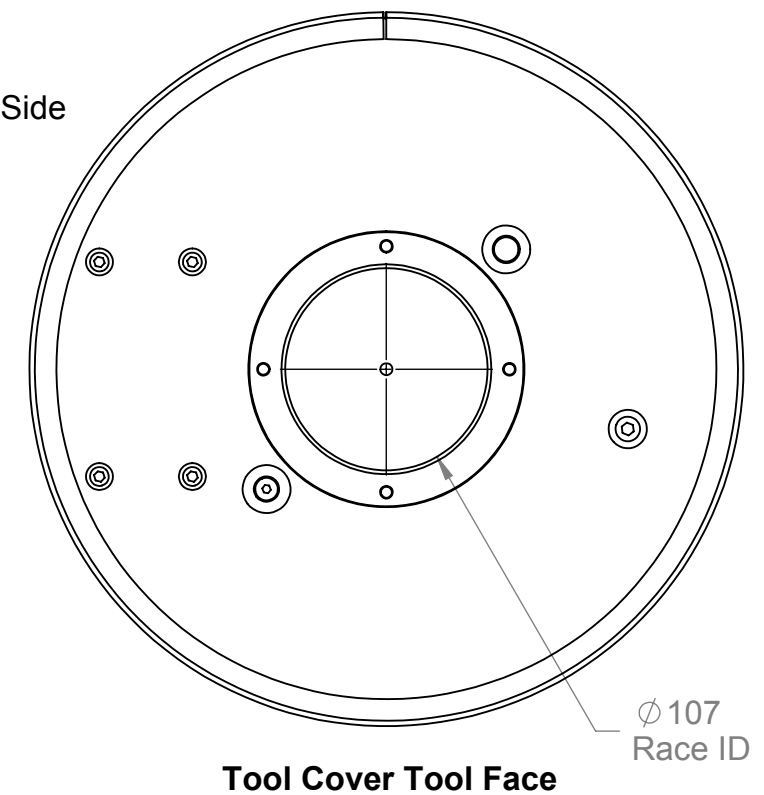
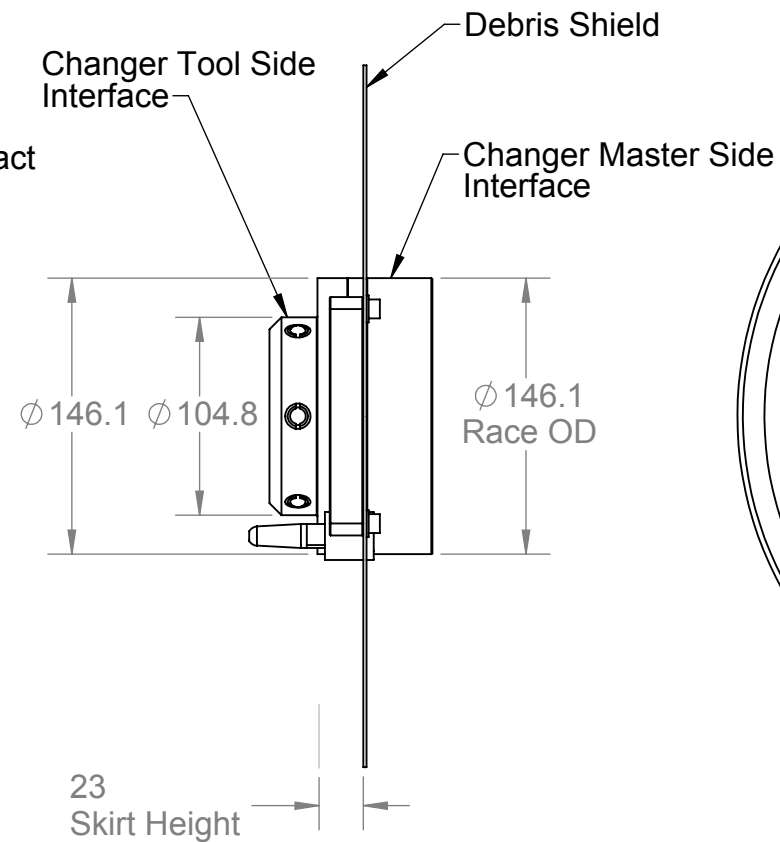
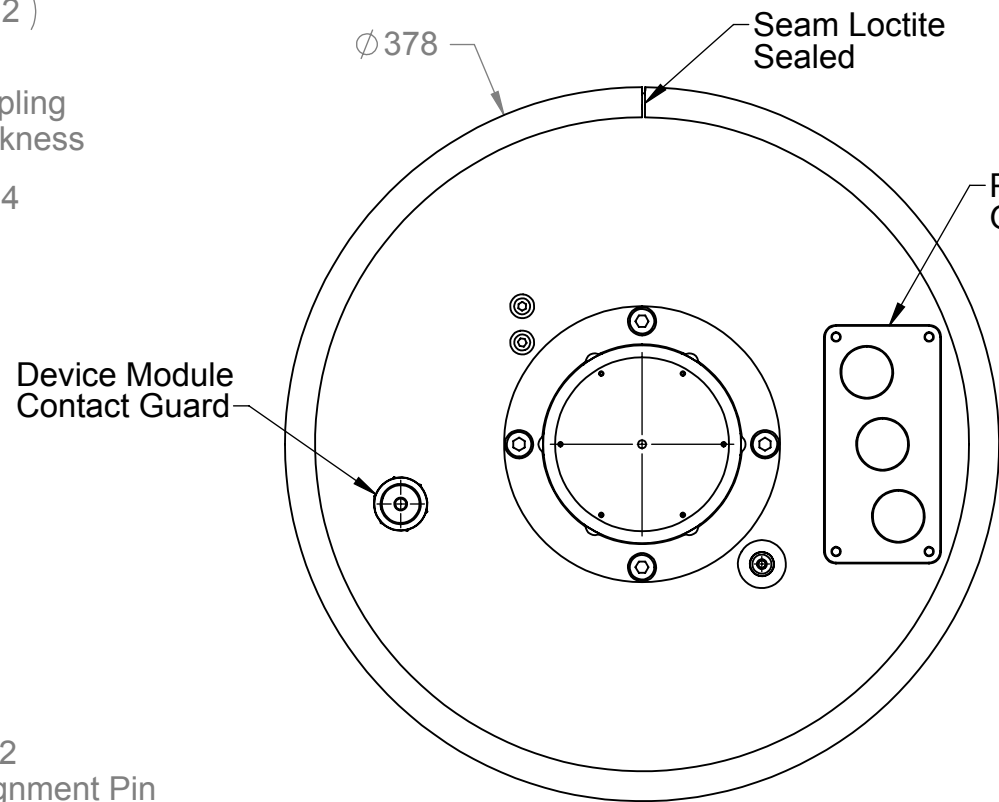
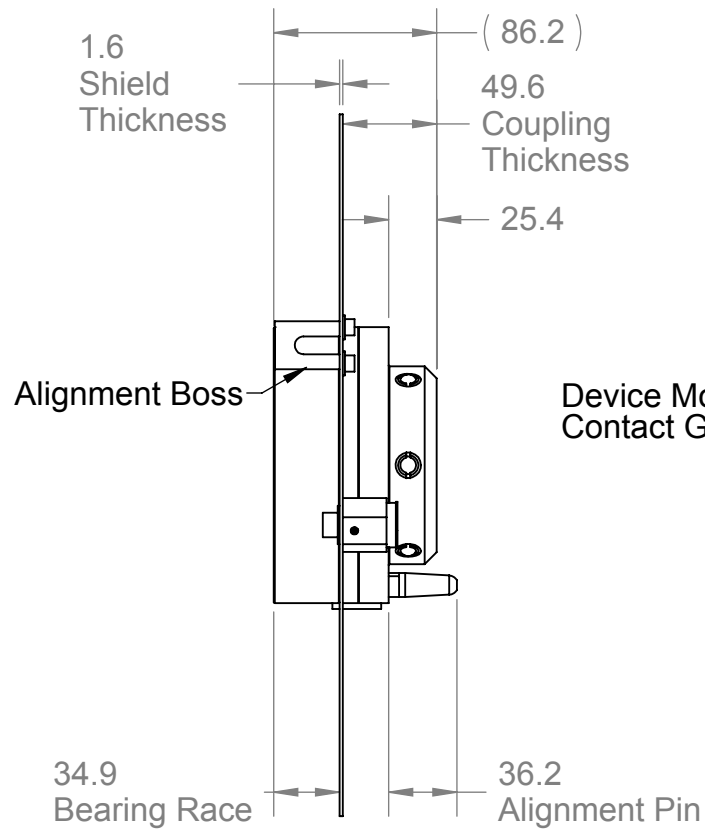
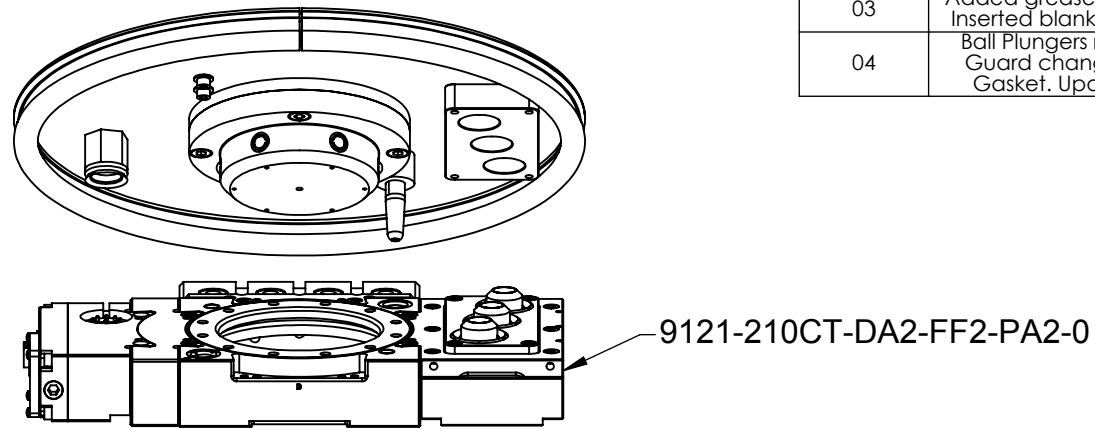
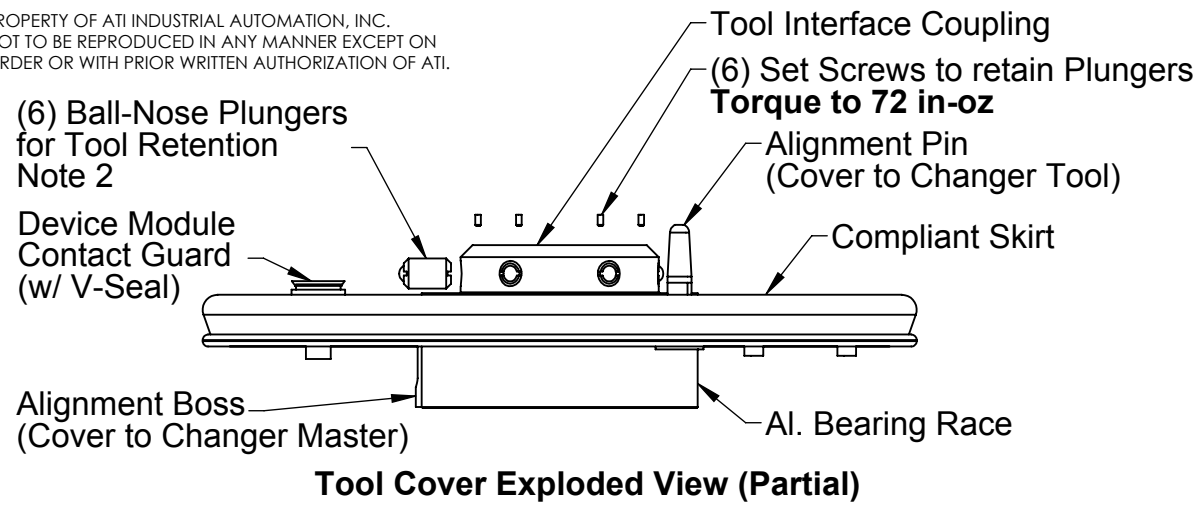


Rev.	Description	Initiator	Date
03	Added grease requirements for Ball Plungers, Note 2. Inserted blank spacer between DA2 and Tool Body.	MJG	3/3/2008
04	Ball Plungers retained by Set Screws. PA2 Contact Guard changed from FR4 to Delrin and removed Gasket. Updated title to 'Dynamic Application'.	MJG	5/13/2008



Part Number: 9120-DC-201-8

Notes:

- Materials of Construction:
 - Master Interface Race: Anodized Aluminum
 - Ball Nose Spring Plunger: Stainless Steel Ball Tip and Case
 - Debris Shield: Thin Gauge Stainless Steel
 - Skirt: EPDM Rubber w/ Retention Clips
 - Alignment Pin & Alignment Boss: Steel
 - Device Module Contact Guard: Delrin w/ Nitrile Seal
 - PA2 Contact Guard, Tool Interface Coupling & Spacer: Delrin
- Ball Plungers require lubrication, Mobilgrease XHP-222 Special.
- Intended to always be mounted to a tool body for alignment. Otherwise, make provisions to use cover's alignment features.
- Designed to mate specifically with tool changer 9121-210CT-DA2-FF2-PA2-0.
- Shield pull-away min. force: 96 lbs from center.
- Set Screws, Spring Plungers and V-Seal are the only items that are field replaceable.

NOTES: UNLESS OTHERWISE SPECIFIED
 DO NOT SCALE DRAWING. DRAWN IN SOLIDWORKS.
 ALL DIMENSIONS ARE IN MILLIMETERS.



1031 Goodworth Drive, Apex, NC 27539, USA
 Tel: +1.919.772.0115 Email: info@ati-ia.com
 Fax: +1.919.772.8259 www.ati-ia.com
 ISO 9001 Registered Company

DRAWN BY: M. Gala, 6/21/07	TITLE QC 200 Series Stand Alone Tool Cover, Dynamic Application		
CHECKED BY: D. Norton, 7/17/07	SCALE 1:4	SIZE B	DRAWING NUMBER 9230-20-2618-04
WEIGHT LBS: 7.36	PRODUCT RELEASE # 070605-1 DATE:		
ASSEMBLY REF:	SHEET 1 OF 1		

